



Datasheet

CEDD® Threshold and Threshold Wingbar Light (THR/THRW)

General

CEDD[®] is a smart, safe and sustainable airfield ground lighting technology. Energy and data transport are combined in a single cable. Airfield lights receive their power and data by means of induction and can therefore easily and safely be installed or replaced without making electrical contact.

With up to 40% lower energy consumption compared to regular LED AGL systems, CEDD[®] enables airfields to reduce their impact on the environment. Also, the robust design of the infrastructure is highly suitable for floating 'Follow-the-Greens'. CEDD[®] AGL provides a solution to face the most challenging future operational demands.

All of the TKH Airport Solutions inset fixtures are available for regular 6.6-A LED AGL as well as for CEDD[®] AGL installations. This datasheet covers the specifications of the CEDD[®] Threshold and Threshold Wingbar Light (THR/THRW).

Key features

- 12" outer diameter
- Dust and water resistance: IP 68
- Useful lamp life (LED) up to 50,000 hours
- Certification: ICAO
- Power consumption (CEDD[®] regulated):
THR: 46 W; THRW: 124 W
- Ambient temperature: -40 °C (-40 °F) / + 75 °C (+167 °F)
- Internal serial interface for diagnostics and parameterization
- Integrated single lamp control
- Intensity control: 0-100%
- Optional sapphire-coated prism

Photometric data in this datasheet (such as light distributions and chromaticities) is based on ICAO certification. FAA data, if applicable, is available upon request. Contact our sales team for more information.

Variants

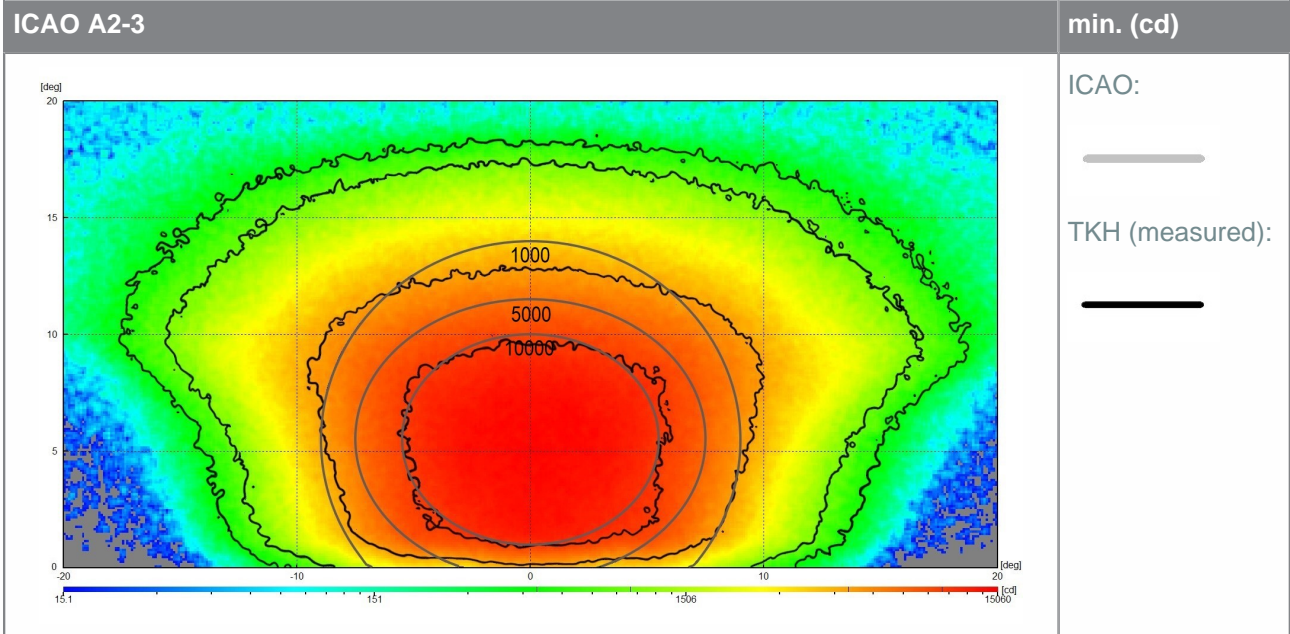
- Unidirectional

Colors

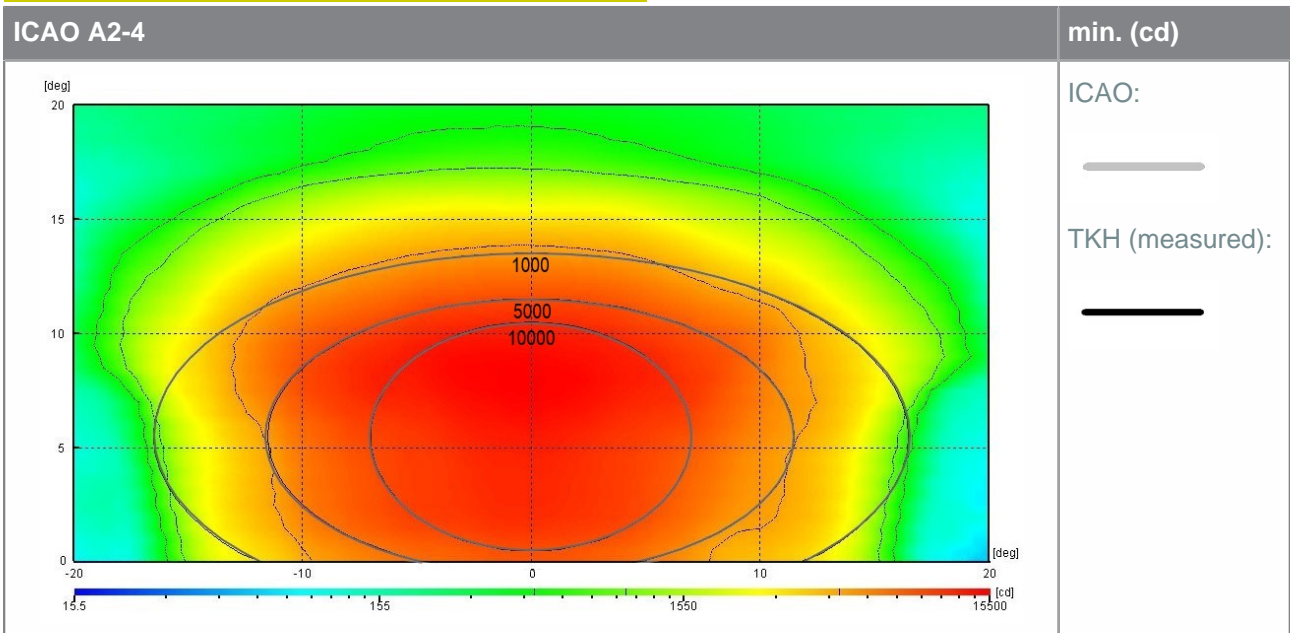
- Green

Light distributions

Green, Threshold

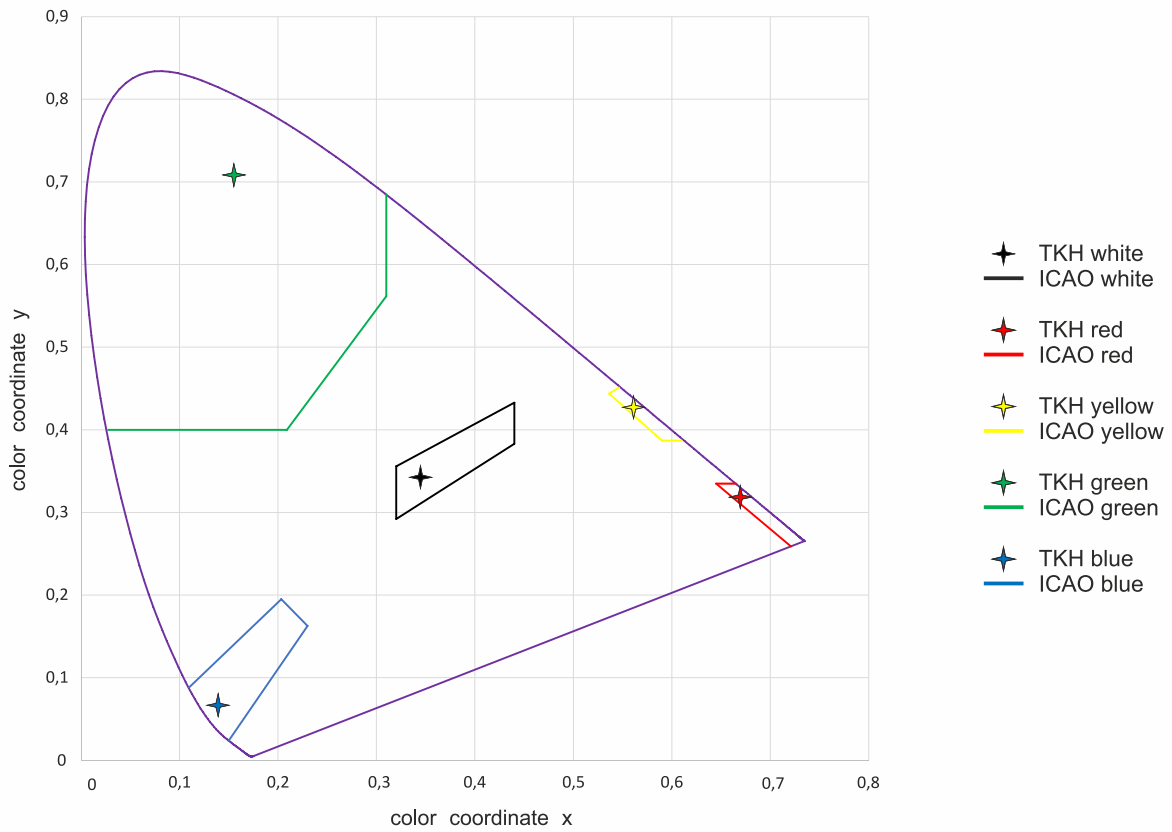


Green, Threshold Wing Bar



Chromaticities

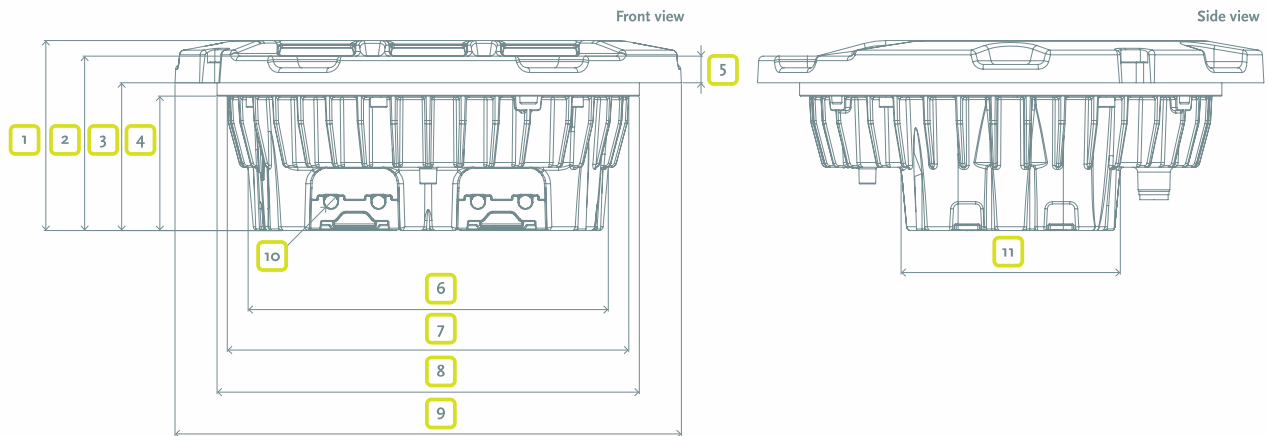
Areas description according to ICAO Annex 14, Volume I, Edition 8, July 2018



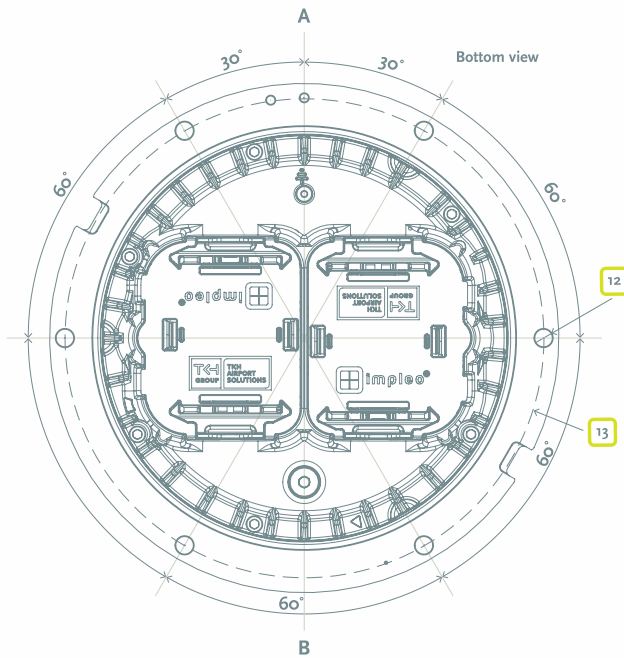
Dimensions

12" fixture

Pos.	Description	Values
1	Total height	119.7 mm
2	Height LED engine	105.3 mm
3	Height with flange	87.9 mm
4	Height below flange	80.2 mm
5	Flange thickness	17.4 mm
6	Bottom shell width	216 mm
7	Housing top diameter	241 mm
8	Flange diameter	252.5 mm
9	Cover diameter	304 mm
10	Cable feed through	7.9 mm (max)
11	Housing bottom width	132 mm



Pos.	Description	Values
12	Diameter of mounting bolt holes (6x)	Ø 10.5 mm
13	Mounting hole center line	285.7 mm ± 0.2 mm



Accessories

- 12" CEDD® shallow base
- Shallow base installation jig for 8" and 12"

Please contact our sales team to know which accessories are required for your application.

Packing data

Variant	Dimensions (L x W x H) in mm	Gross weight in kg	Net weight in kg
12" Fixture	438 x 438 x 239	6.8	5.8
12" Shallow Base	320 x 320 x 150	7.5	7.1

Ordering code CEDD® THR & THRW

Option	Key	Description	THR	-	S	-	I	-	3	2	-	G	00	0	00	-	1	-	00	-	0	0	0	0
Version																								
	THR	Threshold Light																						
	THRW	Threshold Wingbar Light																						
Direction																								
	S	Straight																						
	L	Left Direction																						
	R	Right Direction																						
Regulation																								
	I	ICAO																						
Light Intensity																								
	1	CAT I																						
	2	CAT II																						
	3	CAT III																						
Cover/Size																								
	2	12 Inch Cover																						
Color A																								
	G	Green																						
Toe-in A																								
	00	No Toe-In																						
Color B																								
	0	Blank																						
Toe-in B																								
	00	No Toe-In																						
Prism																								
	1	Borosilicate Prism																						
	2	Sapphire Prism																						
Cable																								
	00	Not applicable (CEDD® technology)																						
Plug type																								
	0	CEDD® inductive clamp																						
Fail-open																								
	0	Functionality via CEDD® monitoring technology																						
Deicing-Kit																								
	0	Not applicable																						
Special options																								
	0	No Special Options																						



Document Information

Name : 04_CEDD_Threshold_and_Threshold_Wing_Bar_Light_THR/THRW_03-70044
Version : V1.0
Language : English (Original)

For the latest version of this document see <https://www.tkh-airportsolutions.com/airfield-products/> or scan:





Company profile:

TKH Airport Solutions is an innovator in airfield ground lighting, offering a complete range of LED AGL products. We build upon the know-how from a long and successful tradition of pioneering developments in the AGL and connectivity industry. Being part of the TKH Group, our company can build on a history of more than 90 years in smart connectivity, energy distribution and AGL.

More information:

TKH Airport Solutions
sales@tkh-airportsolutions.com
www.tkh-airportsolutions.com
+31 (0)53 57 414 56

Visiting address:

Elektrostraat 17
7483 PG Haaksbergen
The Netherlands